sloper.fit -- CALIBRATION TEST SHEET & PATTERN OVERVIEW

GARMENT: WOMEN'S CLASSIC SKIRT SLOPER UK 18 | PROFILE: UK 18 / US 14 / EU 46 (Plus / 2XL) | DATE: 12/18/2025 | REV: 1 | HASH: 5abd1afb

< 100 mm (10 cm) >

TEST SQUARE

100 mm x 100 mm

10 x 10 cm | 100 x 100 mm

MEASURE OUTER BLACK FRAME

Ruler must match outer edges exactly.

Printer scale must be 100% (No page scaling).

Hash: 5abd1afb

Women's Classic Skirt Sloper UK 18 (UK 18 / US 14 / EU 46 (Plus / 2XL))

PHYSICAL SCALE VERIFICATION INSTRUCTIONS FOR SEWERS

1. Printer Setup: Print this Page 1 alone. In your printer dialogue, set Page Scaling to "Actual Size" or "100%". Turn OFF "Fit to Printable Area" or "Shrink oversized pages".

2. Ruler Check: Measure the outer black box above with a physical millimeter ruler. It must measure exactly 100 mm x 100 mm (10.0 cm / 3.94 in). If off by even 1-2mm, the garment will fit incorrectly.

3. Print Pattern: Once 100mm scale is verified, proceed to print Sheets 2 through 28 (the 9 x 3 pattern tile grid).

PATTERN TILE ASSEMBLY GRID (9 COLUMNS x 3 ROWS = 27 TILES)

Trim right and bottom border lines along dashed cutlines. Align corner crosshairs and tape sheets together in numerical sequence:

p.2	p.3	p.4	p.5	p.6	p.7	p.8	p.9	p.10
p.11	p.12	p.13	p.14	p.15	p.16	p.17	p.18	p.19
p.20	p.21	p.22	p.23	p.24	p.25	p.26	p.27	p.28

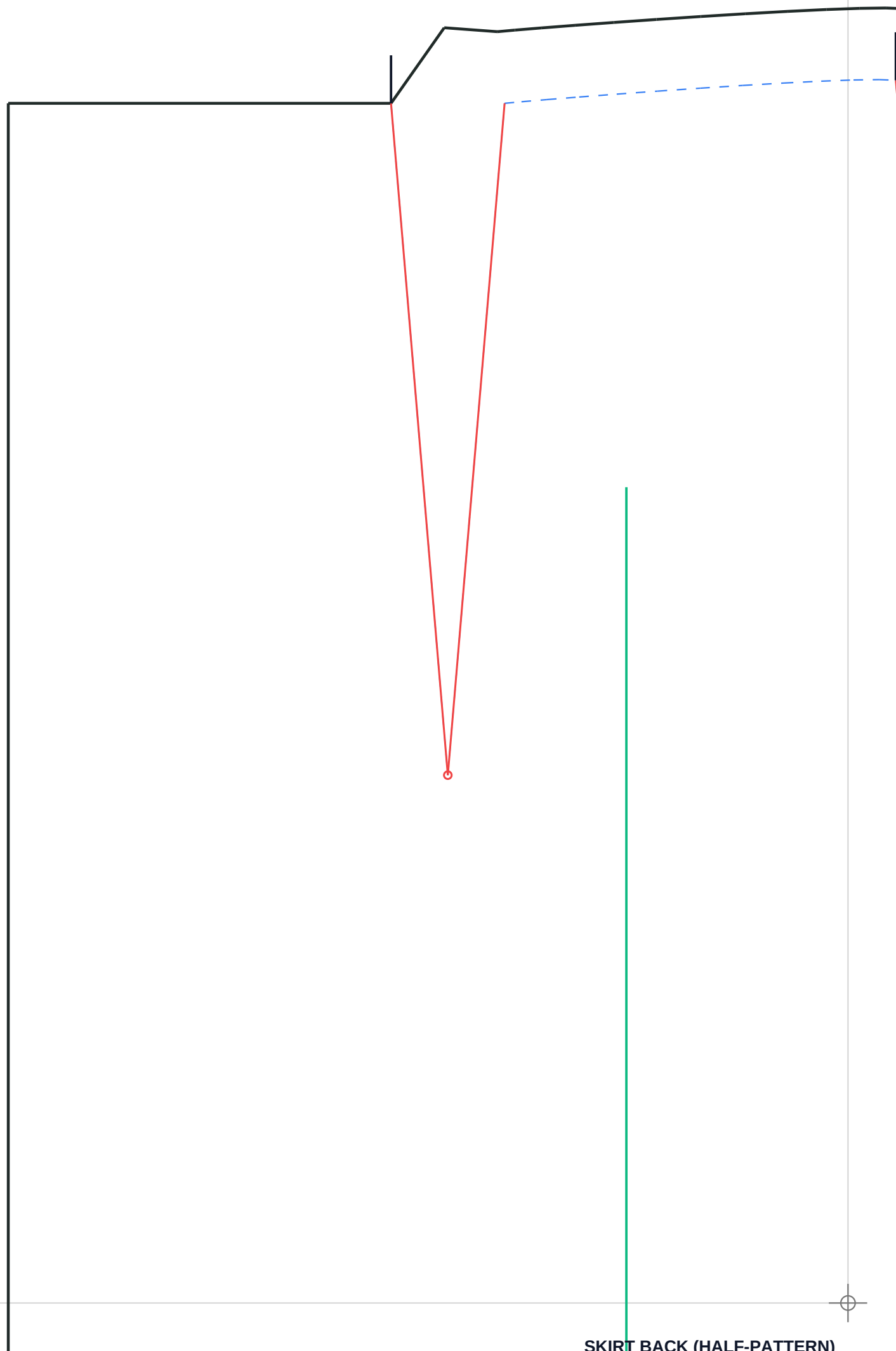
SKIRT BACK (HALF-PATTERN)



ERN)

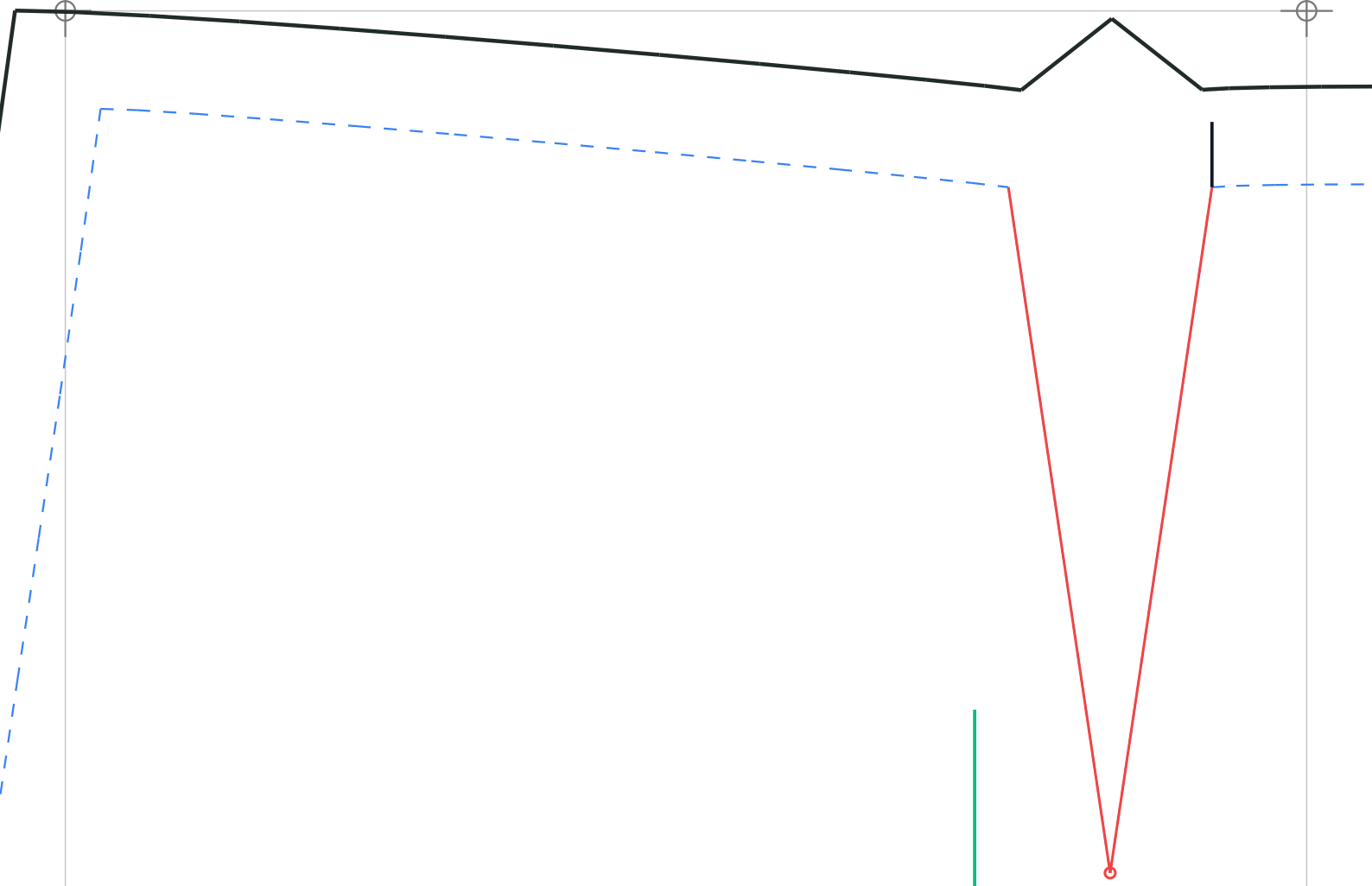

SKIRT FRONT (HALF-PATTERN)

CUT 1 ON FOLD (CF) | Self Fabric

Fold fabric at CF | 0mm seam allowance on fold

+15mm Seam Allowance


PLACE ON FOLD

GRAINLINE

SKIRT FOLDED WAISTBAND

CUT 1 | Self Fabric + Interfacing

Self Fabric + Interfacing | Pattern Piece

+15mm Seam Allowance

AISTBAND

nterfacing

attern Piece

vance

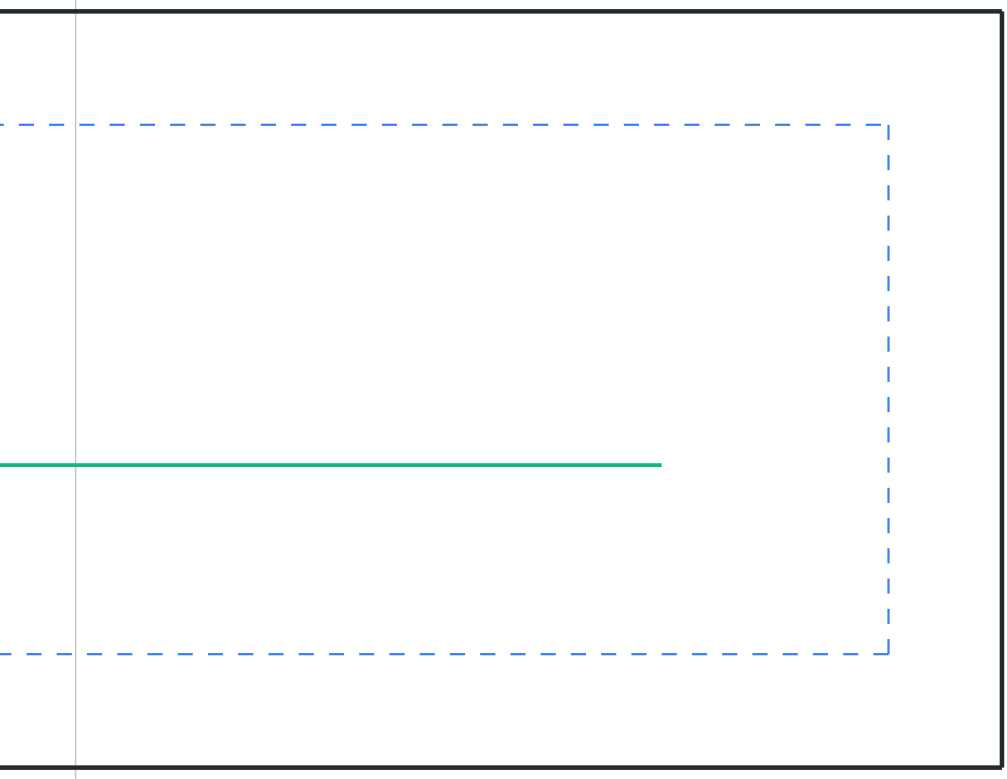

SKIRT BACK (HALF-PATTERN)

CUT 1 ON FOLD (CB) | Self Fabric

Fold fabric at CB | 0mm seam allowance on fold

+15mm Seam Allowance

GRAINLINE

ERN)

ic

fold

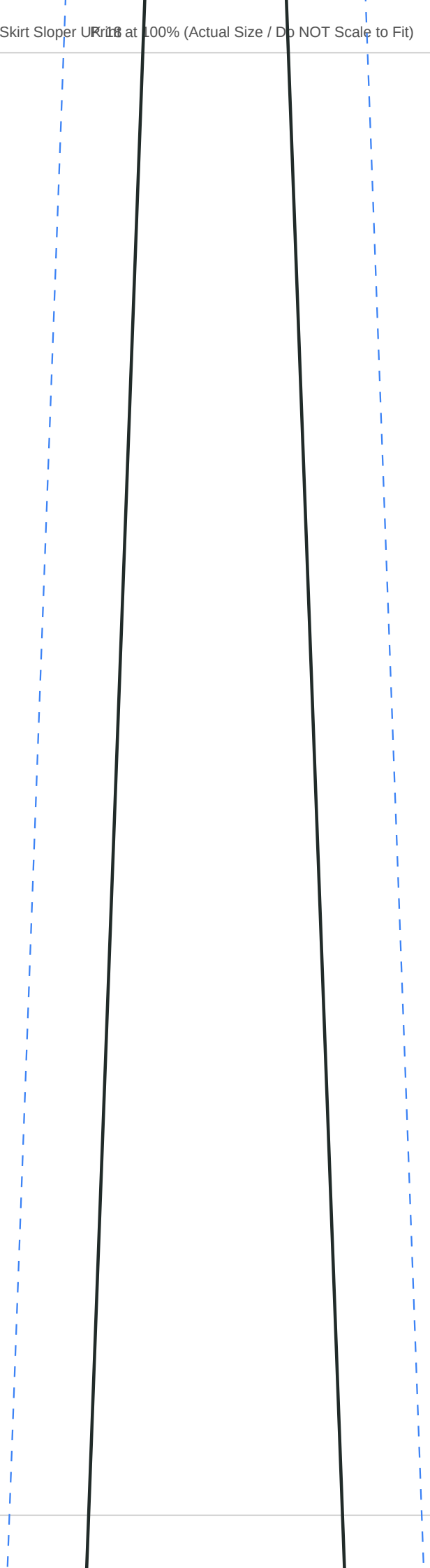

Fold fabric at CF | 0mm seam allowance on fold

+15mm Seam Allowance

GRAINLINE

FOLD ON THIS LINE -- CENTER FRONT (CF) : PLACE ON FOLD